















3SA10 series control station

Start-Stop functions(Light grey lid with dark grey base)

| | Marking on legend | Marking on button | Scheme | Description |
|--|-------------------|-------------------|--|---|
|  | Start | — | N/O  | 2 spring return pushbutton |
| | Stop | — | | |
| | — | I | + | 1 flush green |
| | — | O | | |
| | — | Start | N/C  | 1 flush red |
| — | Stop | | | |
|  <p>3SA10-B213</p> | Start | — | N/O  | 1 selector switch |
| | Stop | — | | 2 position stay put standard black handle |
| | O | — | | |
| | I | — | | |
|  <p>3SA10-B132H29</p> | Start | — | N/C  | 1 selector switch key operated(key n° 455) |
| | Stop | — | | 2 position stay put key withdrawal from LH position |
| | O | — | | |
| | I | — | | |
| Start-Stop functions with pilot light(Light grey lid with dark grey base) | | | | |
|  <p>3SA10-B142H29</p> | Start | — | N/O  | 1 red pilot light |
| | Stop | — | | Direct supplys 130V Bulb not included(1) |
| | — | I | + | 2 spring return pushbuttons |
| | — | O | | |
| | — | Start | N/C  | 1 flush green |
| — | Stop | | 1 flush red | |
|  <p>3SA10-B361H29</p> | Start | — | N/O  | 1 red pilot light,230V |
| | Stop | — | | Supply direct through resistor |
| | — | I | + | Bulb with BA 9s base fitting-130V(included) |
| | — | O | | |
| | — | Start | N/C  | 2 spring return pushbuttons |
| — | Stop | | 1 flush green | |
| | | |  | 1 flush red |